

Afghanistan: Conflict Induced Displacements (as of 21 May 2017)

Actual displacements between 1 January 2017 and 14 May 2017

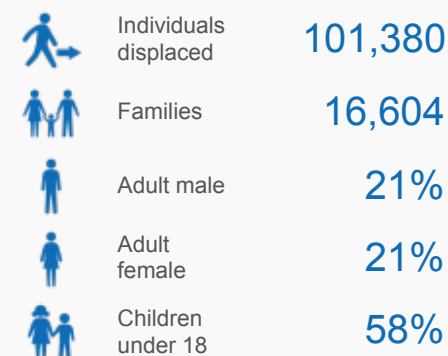


From 1 January 2017 to 14 May 2017, 101,380 individuals fled their homes due to conflict. A total of 29 out of 34 provinces had recorded some level of forced displacement. Constrained humanitarian access hinders assessments, thus preventing verification of the full extent of displacement and undermining the provision of assistance and services. Displacement affects all individuals differently with needs, vulnerabilities and protection risks evolving over time due to exhaustion of coping mechanisms and only basic emergency assistance provided following initial displacement. Inadequate shelter, food insecurity, insufficient access to sanitation and health facilities, as well as a lack of protection, often result in precarious living conditions that jeopardises the well-being and dignity of affected families.

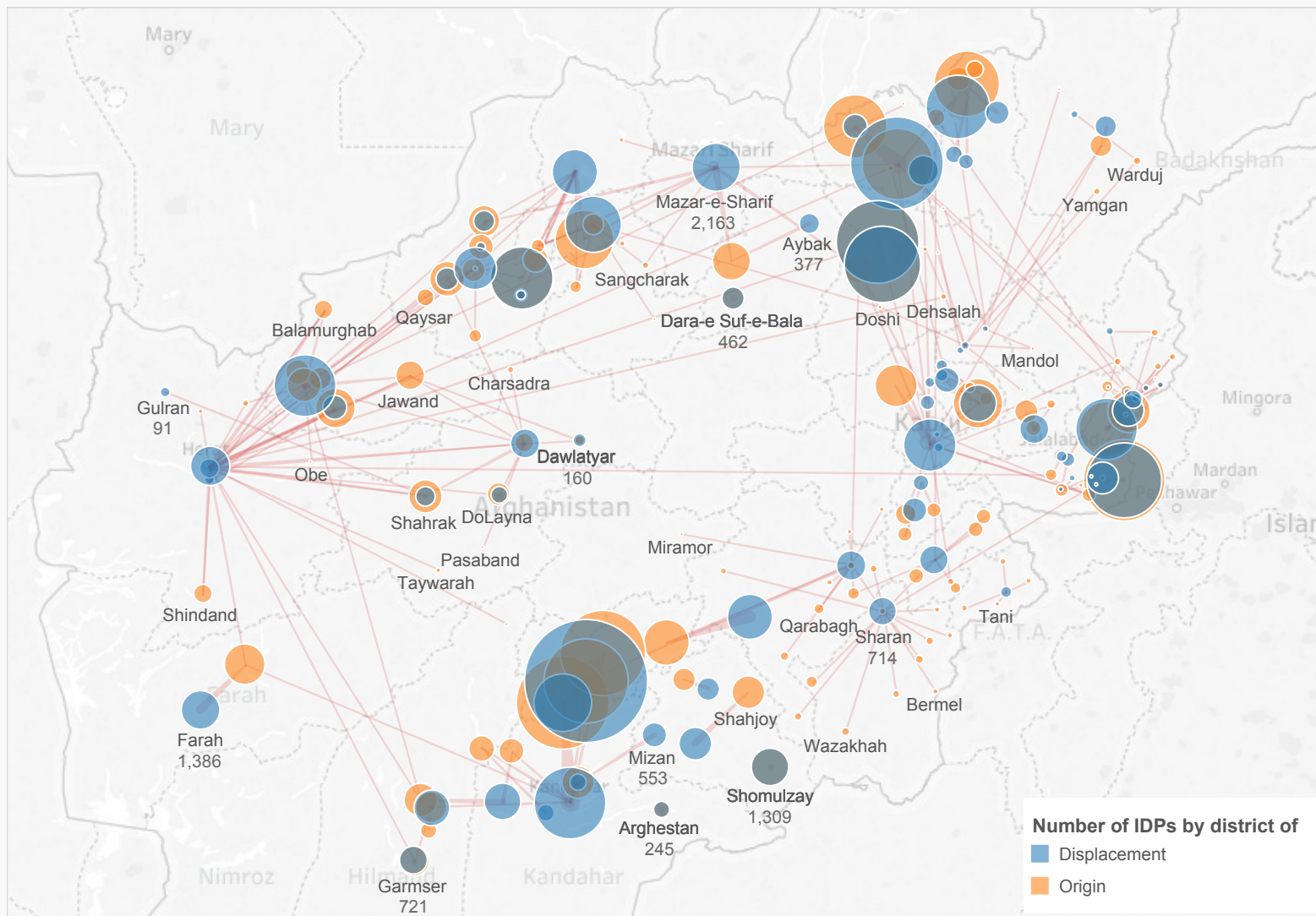
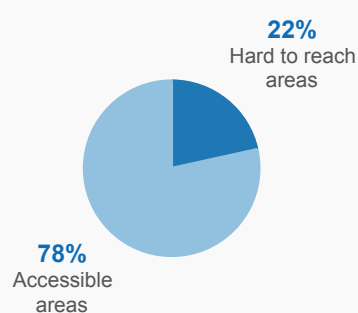
Time period

1 January 2017 to 21 May 2017

Key figures



Percentage of IDPs displaced to hard to reach areas



Locations with displacements

29 out of 34 provinces
136 out of 399 districts

Locations hosting IDPs

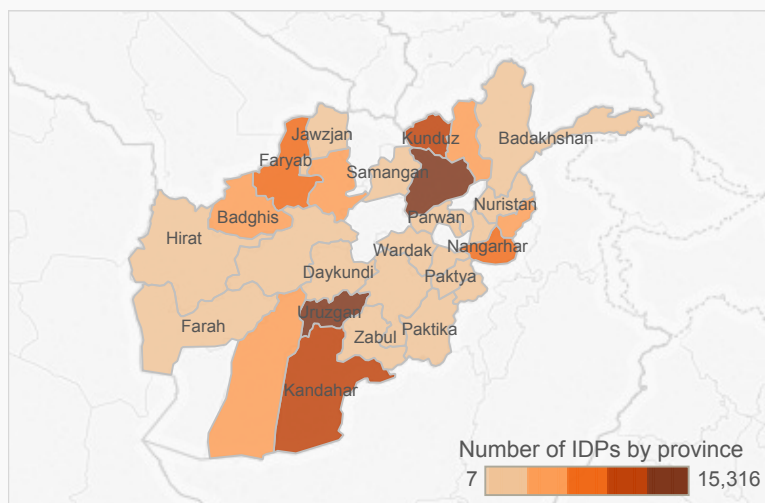
30 out of 34 provinces
83 out of 399 districts

Organisations involved in assessments

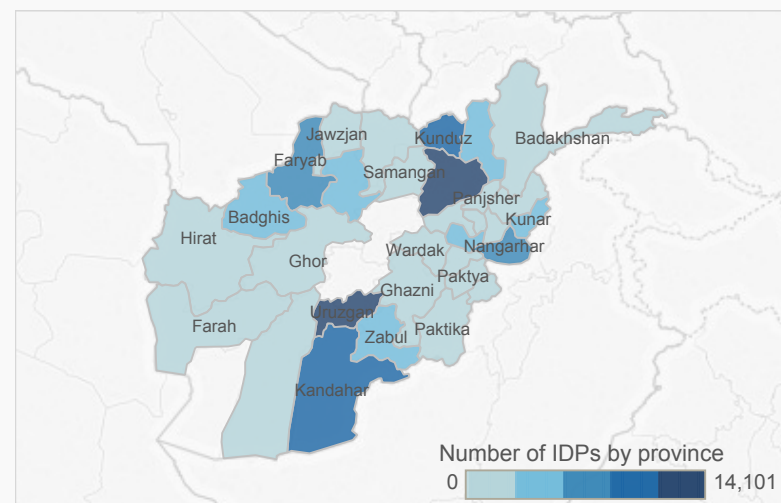
39 organisations

OTHER ACF APA ANDMA ACTED ARAA CARE CONCERN CHA CRDSA CTG DAC DACAAR DRC DORR DORRD DAIL HI HAPA IDSH IOM IRC IR JEN ME NAC NRC OHD OHW PIN RI NPO/RRAA SCI SI UNHCR WSTA WAW WFP ZOA

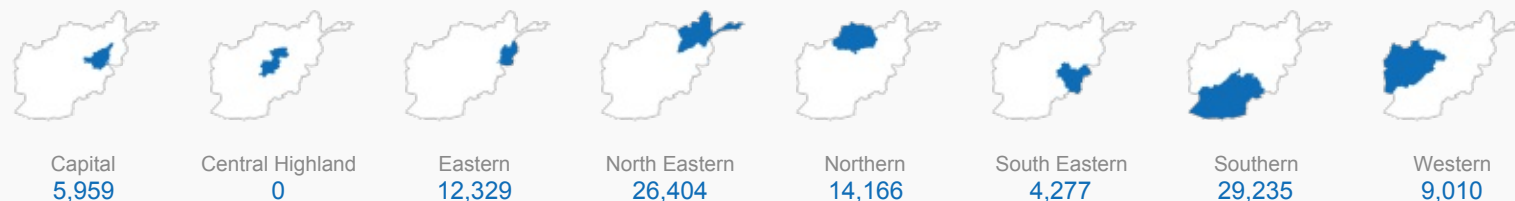
Province of origin



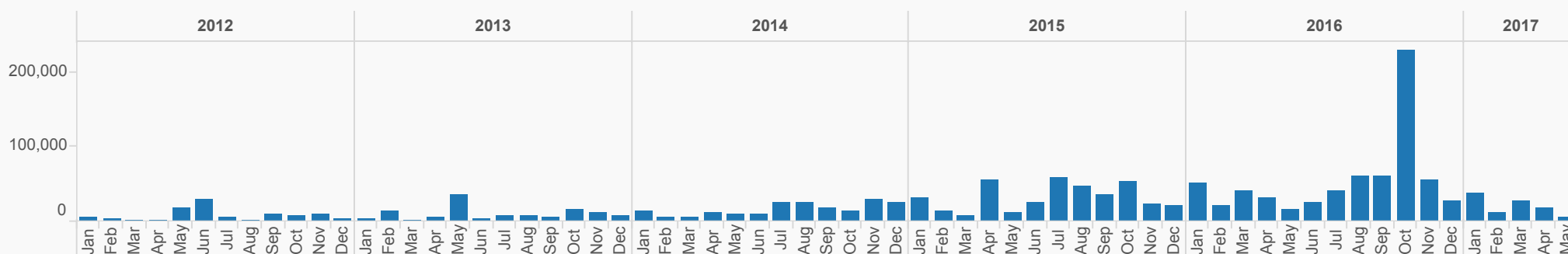
Province of displacement



Regional overview (click on the maps below to filter by region)



Monthly trends (2012 to 2017)



Notes: Newly displaced population due to conflict (as of 21 May 2017) compiled by OCHA sub offices based on inter-agency assessments. Assessments are ongoing in the field and these numbers are expected to change as new information becomes available. IDPs data for 2015 and earlier from IDP Task Force / UNHCR Population Movement Tracking System (PMT). Datasets used to create this dashboard can be downloaded from the Humanitarian Data Exchange (HDX) website: <http://goo.gl/KBcgzO>. If you are viewing a PDF version of this dashboard, the latest interactive version can be found at <https://goo.gl/r4b6r6>. **Feedback:** <mailto:ocha-afg@un.org> **Website:** <http://afg.humanitarianresponse.info>

Afghanistan: Conflict Induced Displacements (as of 21 May 2017)

Beneficiaries assisted between 1 January 2017 and 21 May 2017



From 1 January 2017 to 21 May 2017, 141,861 displaced individuals were provided humanitarian assistance in 31 provinces and 80 districts. Constrained humanitarian access hinders assessments, thus preventing verification of the full extent of displacement and undermining the provision of assistance and services. Displacement affects all individuals differently with needs, vulnerabilities and protection risks evolving over time due to exhaustion of coping mechanisms and only basic emergency assistance provided following initial displacement. Inadequate shelter, food insecurity, insufficient access to sanitation and health facilities, as well as a lack of protection, often result in precarious living conditions that jeopardises the well-being and dignity of affected families.

Time period

1 January 2017 to 21 May 2017

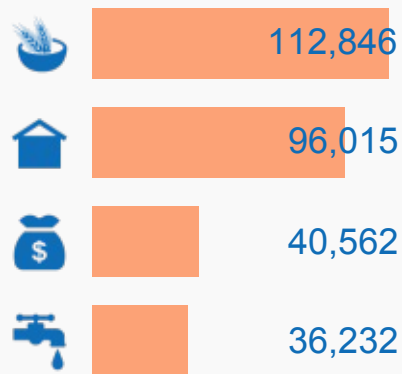
Key figures *

Individuals displaced **101,380**

Beneficiaries assisted **141,861**

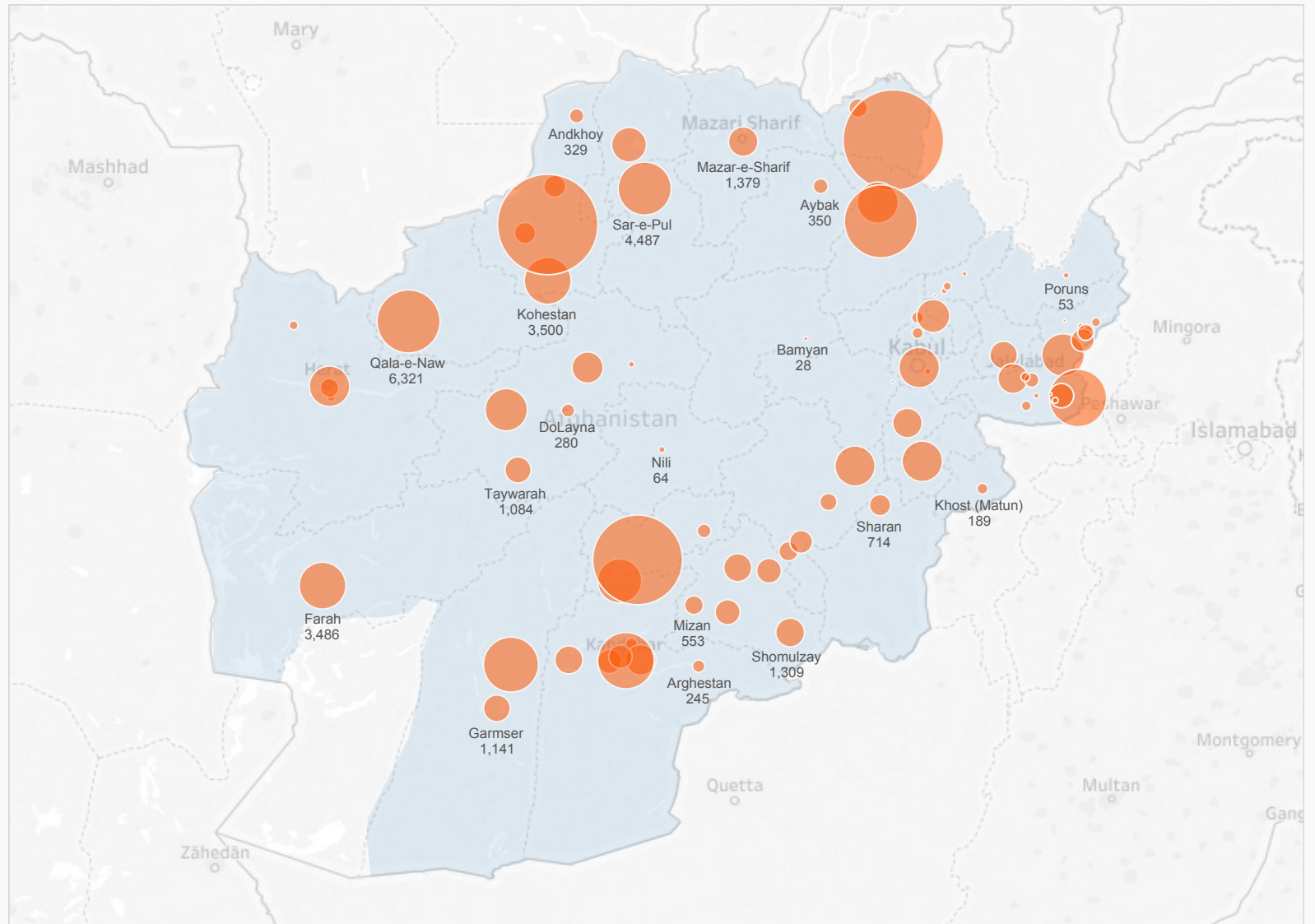
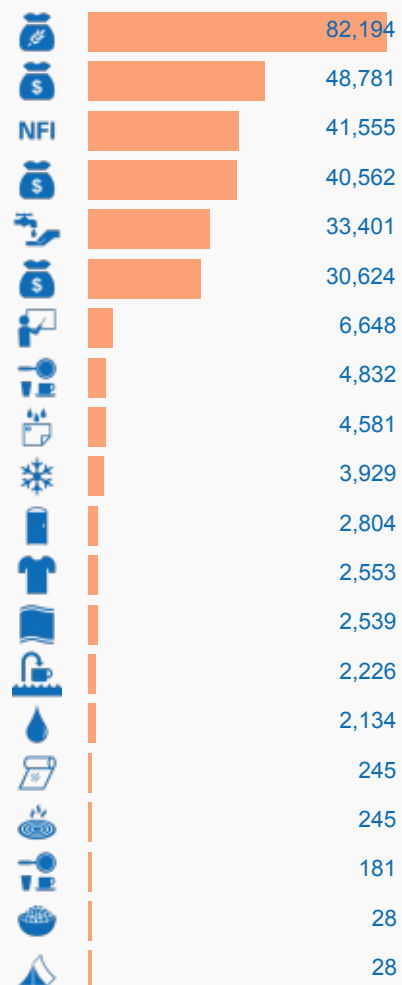
Beneficiaries by cluster

Click on an icon below to filter by cluster

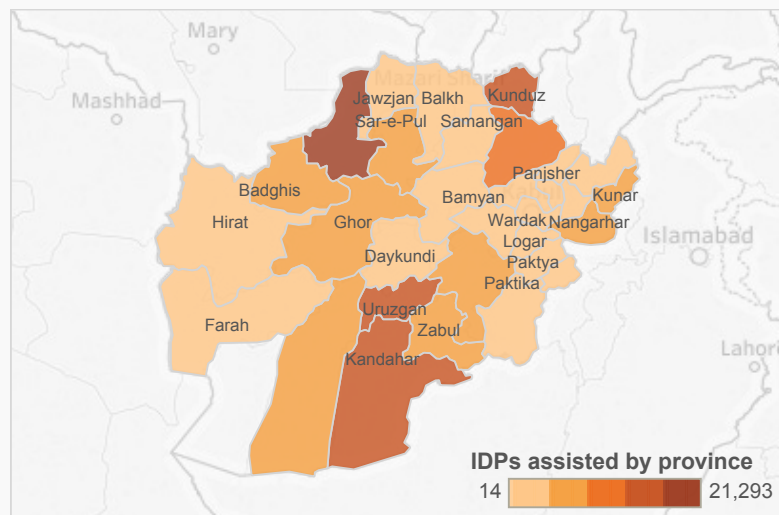


Type of assistance

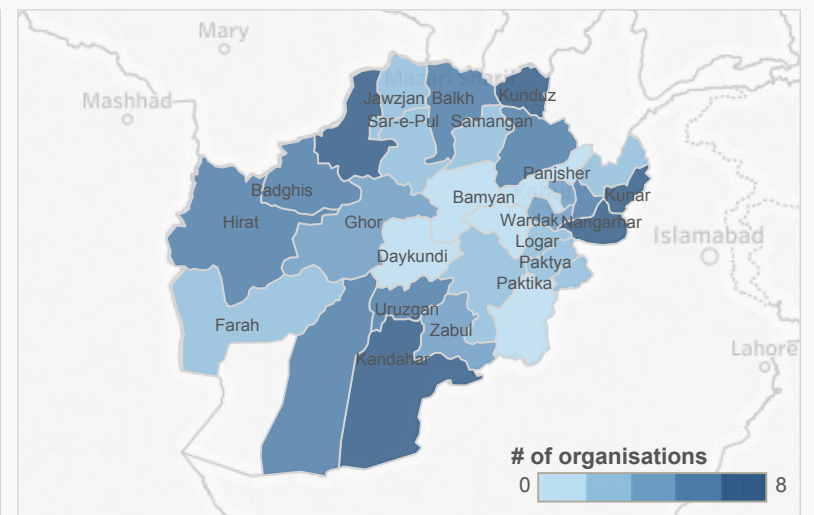
Click on an icon below to filter by type of assistance



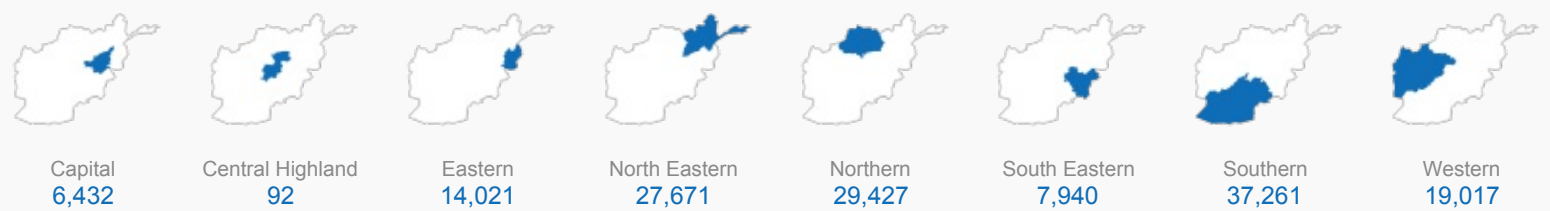
Beneficiaries assisted by province



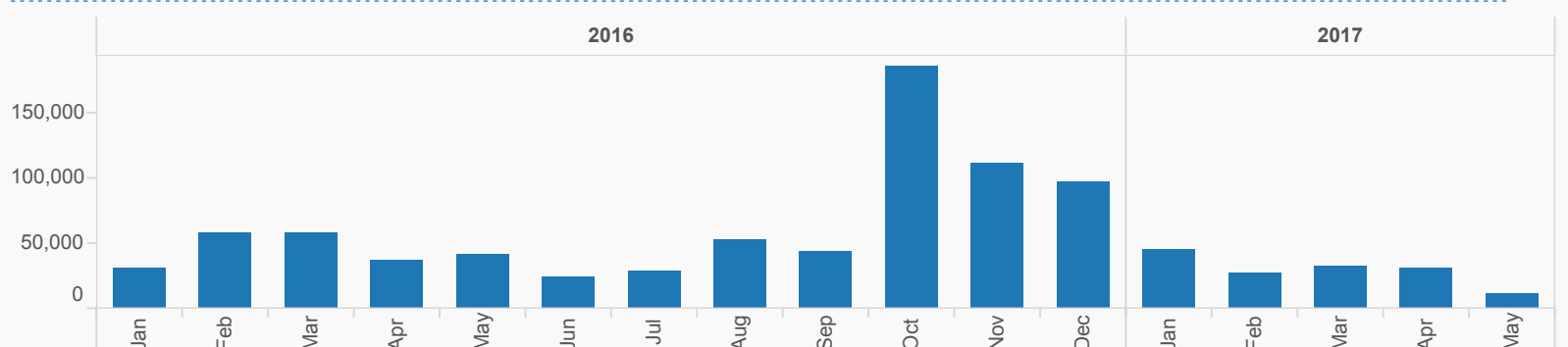
Organisations providing assistance



Regional overview (click on the maps below to filter by region)



Beneficiaries assisted by month



Organisations providing assistance

22 organisations

- ACF
- ACTED
- ANDMA
- ARAA
- CARE
- DACAAR
- DORRD
- DRC
- HRDA
- IR
- IRC
- NRC
- OHW
- OTHER
- PIN
- PU-AMI
- RI
- SCI
- SI
- UNHCR
- UNICEF
- WFP

Notes: Assistance provided to internally displaced persons from 1 January 2017 to 21 May 2017 compiled by OCHA sub offices based on reports from partners. Response is ongoing in the field and these numbers are expected to change as new information becomes available. Beneficiary figures shown on the map includes assistance to those displaced prior to the specified period. Datasets used to create this dashboard can be downloaded from the Humanitarian Data Exchange (HDX) website: <http://goo.gl/KBcgzO>. If you are viewing a PDF version of this dashboard, the latest interactive version can be found at <https://goo.gl/r4b6r6>. **Feedback:** <mailto:ocha-afg@un.org> **Website:** <http://afg.humanitarianresponse.info>